

Unit Heaters

Ultra

**KAMPMAN**  
Genau mein Klima.


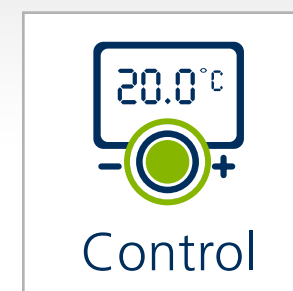



# Success guaranteed

Whether you opt for the Ultra or Ultra EC – with Kampmann unit heaters you get high-performance and, at the same time, ErP-compliant energy-saving units.

## Saves energy

The new Ultra EC is now equipped with the most energy-efficient drive concept, through the use of EC technology, and can now be used wherever energy is to be saved over the long term.




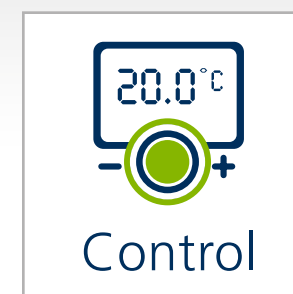

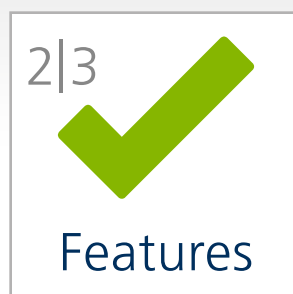



## Large-scale planning

You need the Ultra for large spaces with large surface areas. It reliably creates a „feel good“ climate from a height of four metres.

## Targeted air direction

You can count on high heating and cooling outputs in every direction with the perfectly proportioned, circular heat exchanger. Simply adjust the wide slats to decide whether the conditioned air is to be directed.




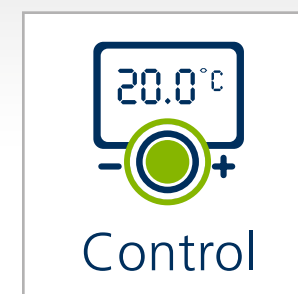

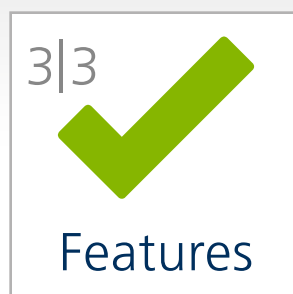


## Always fits

The product range gives you complete design freedom: with a height of only 330 mm, three different sizes, extensive accessories and much more. And you can also operate the Ultra unit heater with low water temperatures!


## Low operating costs

EC technology: Combine the Ultra with Kampmann KaControl technology for demand-led operation and ease of use.



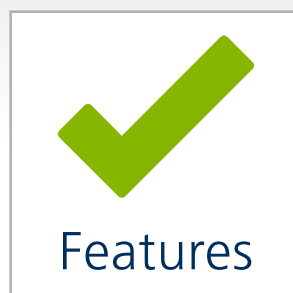




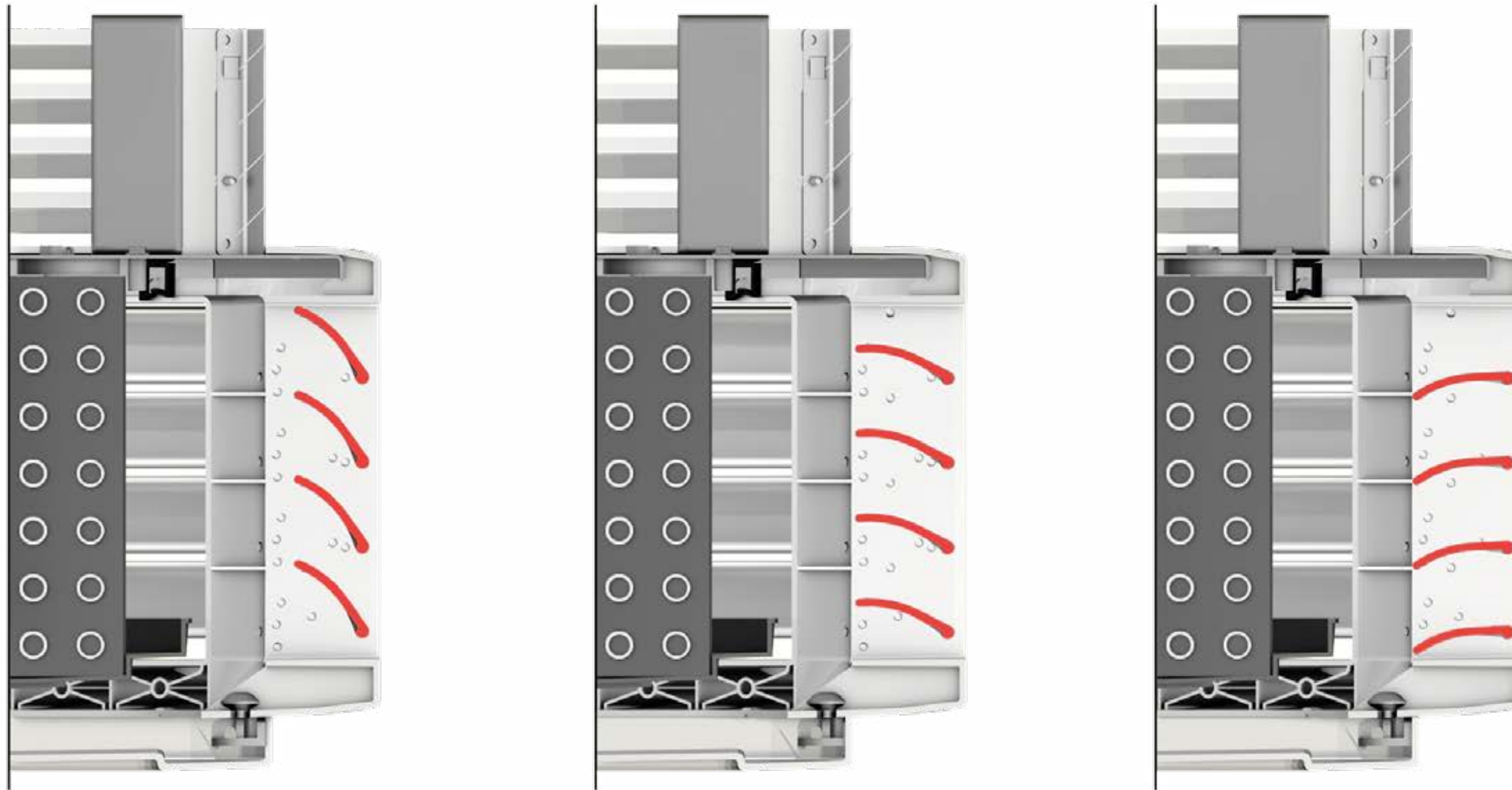
# Ultra at a glance




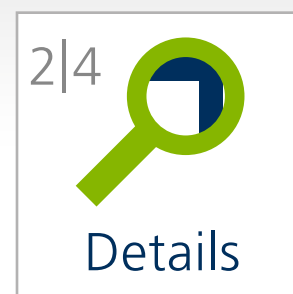
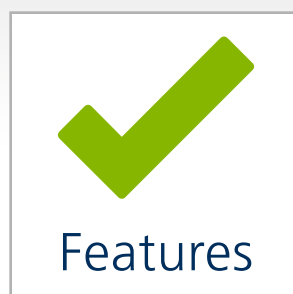
- ① Standard intake crown
- ② RAL 9016 powder-coated plastic housing
- ③ Whisper-quiet sickle-blade axial fan
- ④ 4-ply Cu/al heat exchanger
- ⑤ Air guide plate
- ⑥ New condensate tray
- ⑦ Base panel
- ⑧ EC fan
- ⑨ easy removable float switch



# Air outlet



- ▶ Air flows from six outlet fields, discharge through broad air guidance slats (45 mm).
- ▶ Air guidance slats can be slotted into six positions.


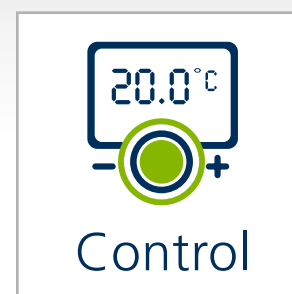
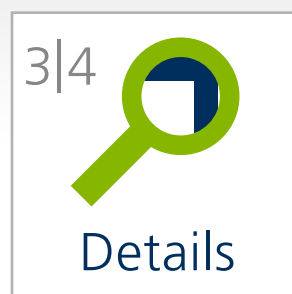
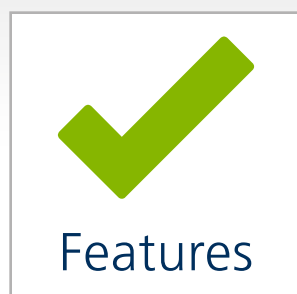




# New condensate tray

## Hygienically perfect operation even after years

- ▶ ease of access by snap-lock quick-release closure and positioning aid
- ▶ external pump sump, visual control through the outlet grille
- ▶ float switch easily accessible – without dismantling base and condensate tray
- ▶ energy-saving condensate pump – now even quieter and with higher capacity
- ▶ controlled flow of residual water during maintenance – outlet spigot in pump sump


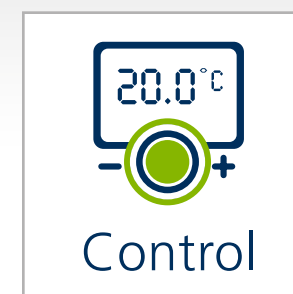
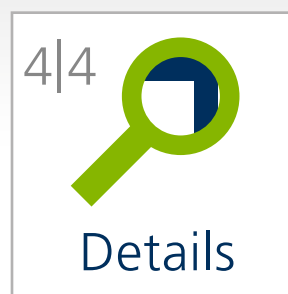
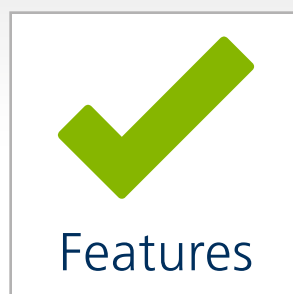
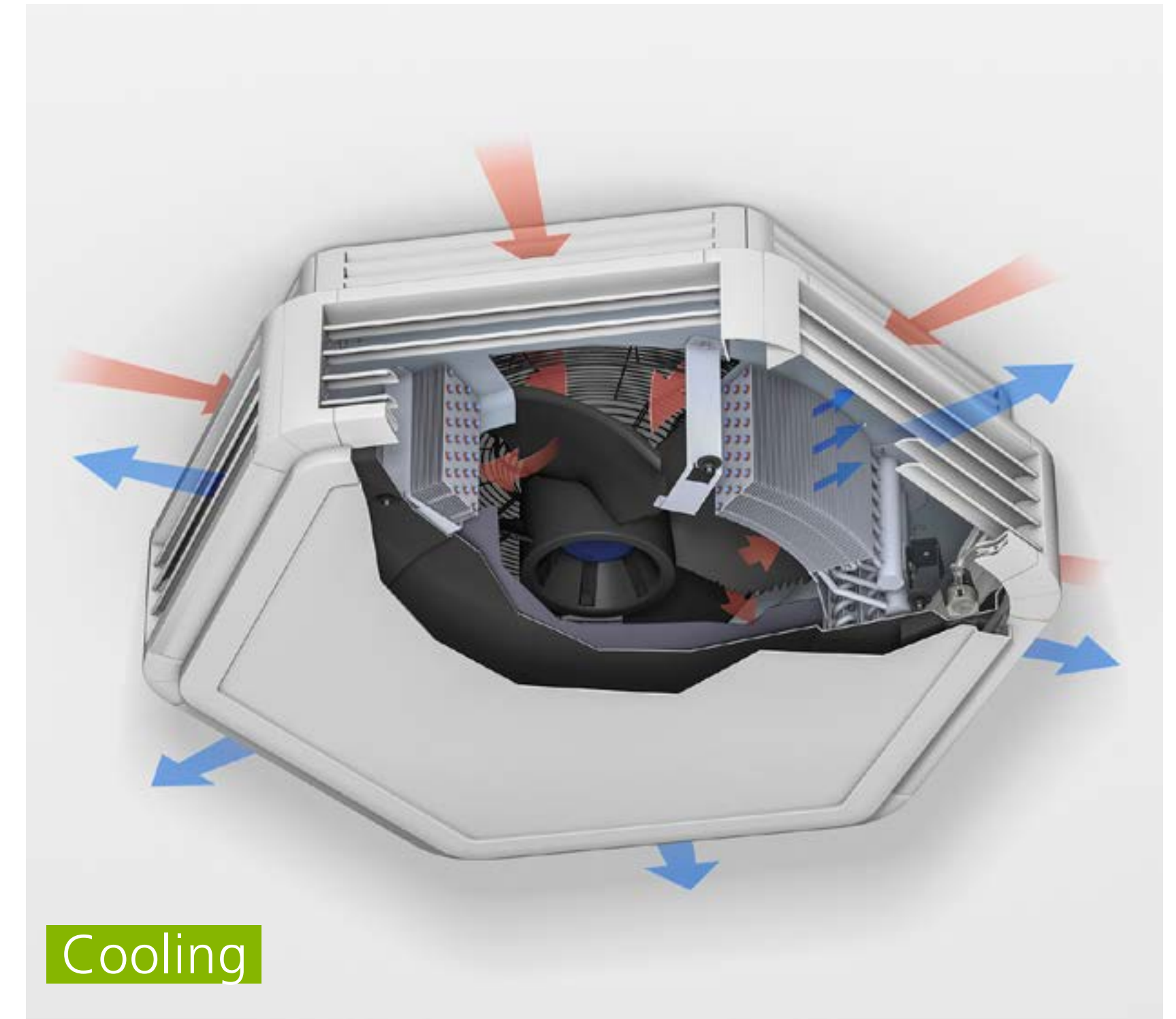
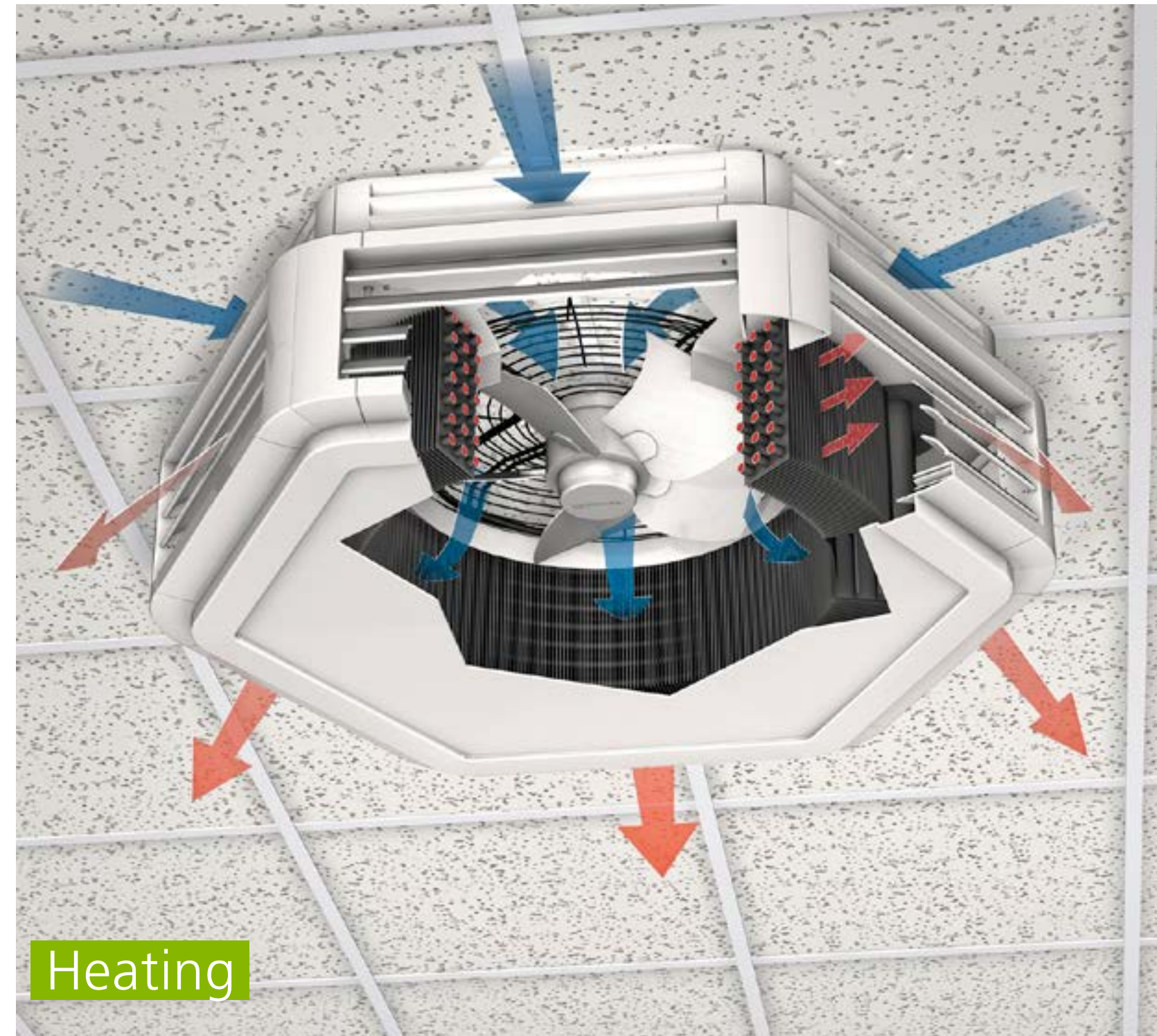




# Variants

## Optional with raised coil output

- **Heating**  
low-temperature version  
for operation with very low  
water temperatures
- **Cooling**  
maximum possible cooling output,  
even with dry cooling





# Control options




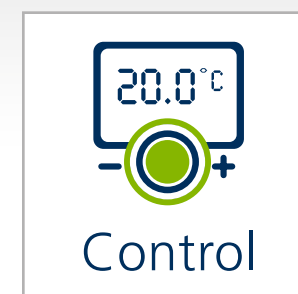

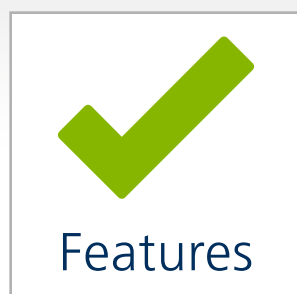
## KaControl room automation

- ▶ KaControl technology factory-integrated
- ▶ interfaces for KNX, LON or Modbus building automation as an optional plug-in group
- ▶ 0–10V analogue input for the control of the fan and valve via a single data point
- ▶ design room control unit with intuitive user navigation
- ▶ integrated timer program



## Electronic speed controller with digital time clock

- ▶ recirculating air 2-pipe heating/cooling
- ▶ continuously variable fan operation
- ▶ room temperature sensor in a separate housing in
- ▶ mean room temperature setting is possible
- ▶ potentiometer-free operating and fault alerts
- ▶ up to 10 unit heaters can be connected





# Performance data on Ultra AC


Series	Heating and ventilation							Heating or cooling				
	2-stage three-phase 400 V	1-stage single-phase 230 V	Air volume	Sound pressure level <sup>1)</sup>	Heat output <sup>2)</sup>	Max. mounting height	max. throw	2-stage three-phase 400 V	1-stage single-phase 230 V	Air volume	Cooling output <sup>3)</sup>	Connection size
	Typ	Typ	[m³/h]	[dB(A)]	[kW]	[m]	[m]	Typ	Typ	[m³/h]	[kW]	[Zoll]
73	73_ _36	73_ _16	880–1180	38–43	7,4–11,5	2,3–2,4	3,2–3,8	---	---	---	---	1
84	84_ _36	84_ _16	1350–1650	44–50	10,9–15,8	2,5–2,8	3,7–4,4	843136	843116	1350–1580	5,6–6,2	
85	85_ _36	85_ _16	1850–2860	45–52	15,4–29,0	3,0–3,4	4,5–5,6	85_ _36	85_ _16	1600–2750	7,7–12,3	
96	96_ _36	96_ _16	2960–5130	50–60	23,1–45,2	3,3–3,9	5,3–7,0	96_ _36	96_ _16	2580–4920	5,7–9,0 <sup>4)</sup>	

<sup>1)</sup> The sound pressure levels were calculated based on an assumed room insulation of 16 dB(A). This corresponds to a distance of 3 m, a room volume of 2000 m³ and a reverberation time of 1.0 s.

<sup>2)</sup> Heat outputs with LPHW 75/65 °C, EAT = 20 °C

<sup>3)</sup> Cooling outputs with CHW 6/12 °C, EAT = 24 °C, 50% relative humidity (exception: unit series 963136 and 963116, see <sup>4)</sup>)

<sup>4)</sup> Unit series 963136 and 963116 only suitable for dry cooling Information with CHW 16/18 °C, EAT = 27 °C



Features



Details



Control



Data



# Performance data on Ultra EC

Series	Heating and ventilation						Heating or cooling			
	EC continuously variable 230 V	Air volume	Sound pressure level <sup>1)</sup>	Heat output <sup>2)</sup>	Max. mounting height	max. throw	EC continuously variable 230 V	Air volume	Cooling output <sup>3)</sup>	Connection size
	Typ	[m³/h]	[dB(A)]	[kW]	[m]	[m]	Typ	[m³/h]	[kW]	[Zoll]
84	84_ _33	470–1880	<20 <sup>5)</sup> –48	5,0–17,5	2,3–3,0	1,5–5,0	843133	470–1820	2,6–6,7	1
85	85_ _33	680–2950	<20 <sup>5)</sup> –54	7,6–29,6	2,4–3,4	3,1–5,7	85_ _33	530–2830	3,9–12,6	
96	96_ _33	760–5580	<20 <sup>5)</sup> –60	9,6–47,4	2,8–4,2	3,2–7,4	96_ _33 <sup>4)</sup>	560–5260	1,7–9,5 <sup>4)</sup>	
96	96_ _34	510–3830	<20 <sup>5)</sup> –50	6,4–35,9	2,6–3,7	2,9–5,9	96_ _34	320–3610	2,5–14,9	


1) The sound level was calculated based on an assumed room insulation of 16 dB(A). This corresponds to a distance of 3 m, a room volume of 2000 m³ and a reverberation time of 1.0 s.

2) Heat outputs at LPHW 75/65°C, EAT = 20°C

3) Cooling outputs at CHW 6/12 °C, EAT = 24 °C, 50% rel. humidity (exception; unit series 963133, see 4))

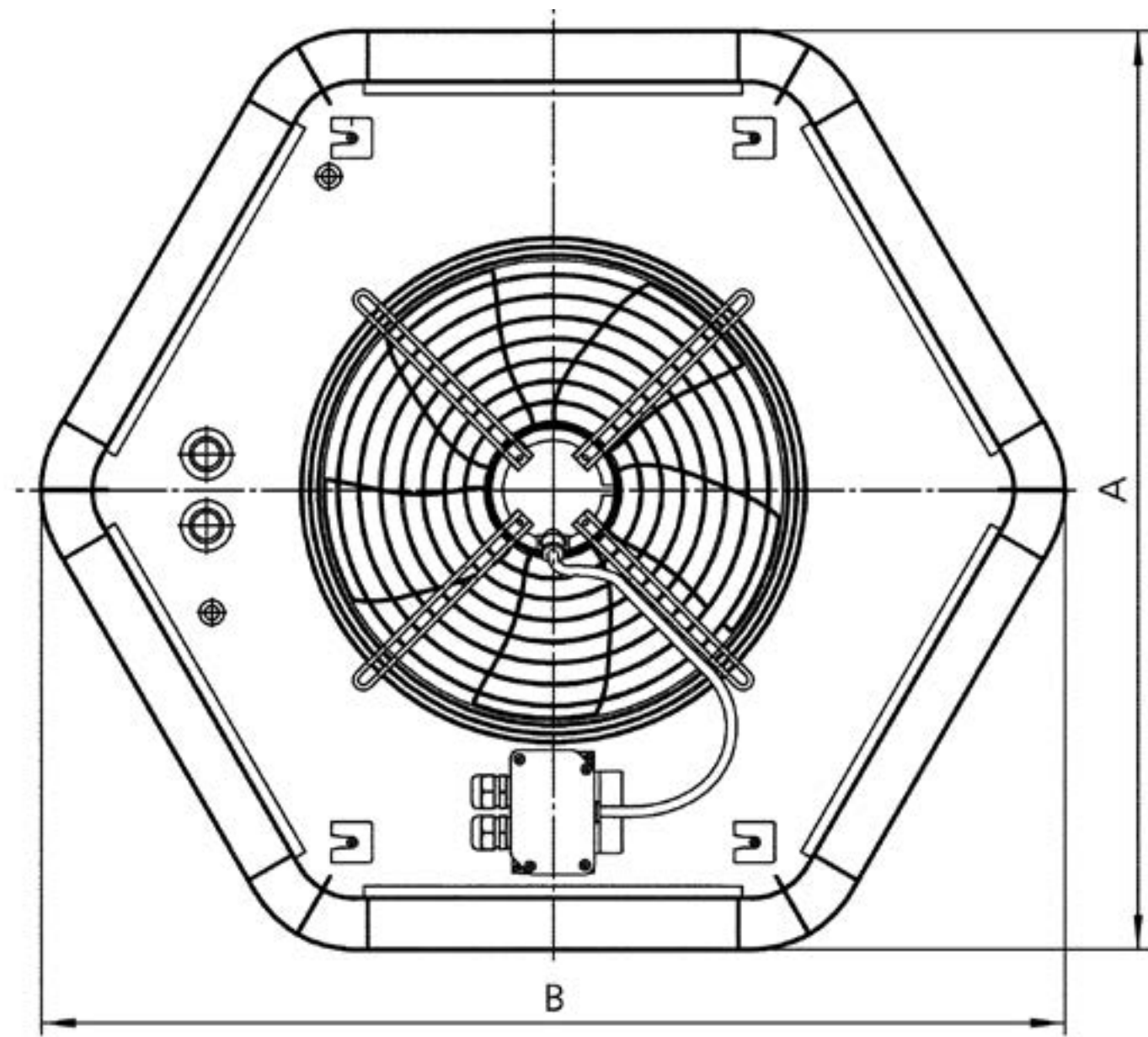
4) Unit series 963133 only suitable for dry cooling. Data with CHW 16/18 °C, EAT = 27 °C

5) Sound pressure level <20 dB(A) outside of the usual measuring and audible range

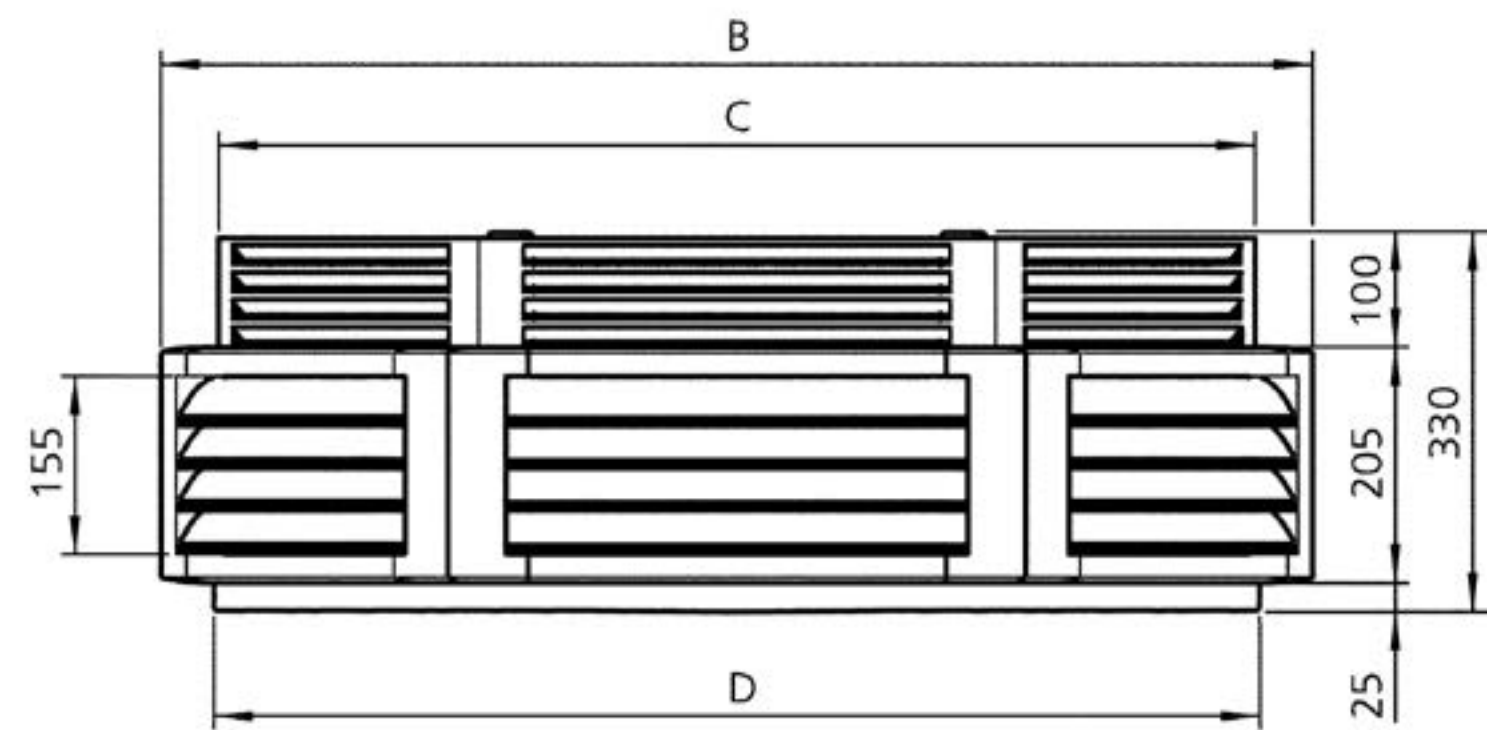




# Dimensions



Top view: Example with AC fan



Side view

Series	A	B	C	D
	[mm]	[mm]	[mm]	[mm]
73	750	840	729	739
84/85	900	1004	904	912
96/97	1050	1177	1077	1085



# Benefits for you!

Our field sales team is always local to you.  
Kampmann offers you the following service benefits:

- ▶ on-site consultation
- ▶ design support
- ▶ site-surveys
- ▶ individual training
- ▶ After Sales Service

Find your contact person here:

**[Kampmann.eu/contact](https://kampmann.eu/contact)**



Features



Details



Control



Data