

- | | |
|--|--|
| 1 geräuscharme direktbetriebene Radialventilatoren | 4 Wärmetauscher zur Wärmerückgewinnung |
| 2 Filter (Zuluft F7, Abluft G4) | 5 Bypass mit Stellmotor |
| 3 Differenzdruck-Sensor | 6 Elektroschaltkasten |

Photo 1: Airblock C

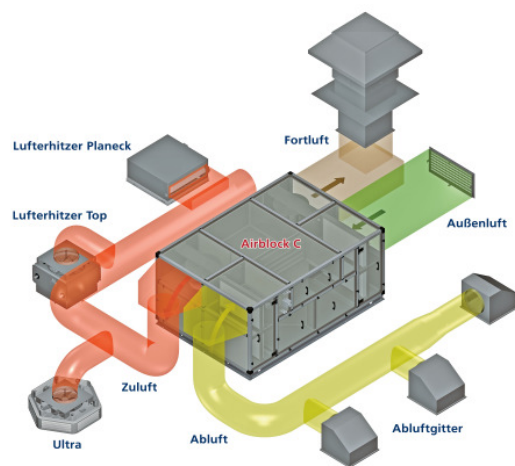


Photo 2: Combination of Airblock C with decentralised units: heating up the air takes place only in the occupied areas

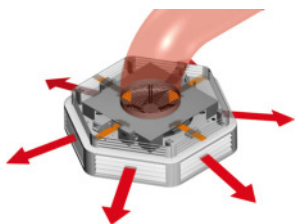


Photo 3: Air blow through Ultra air handling unit for large spaces

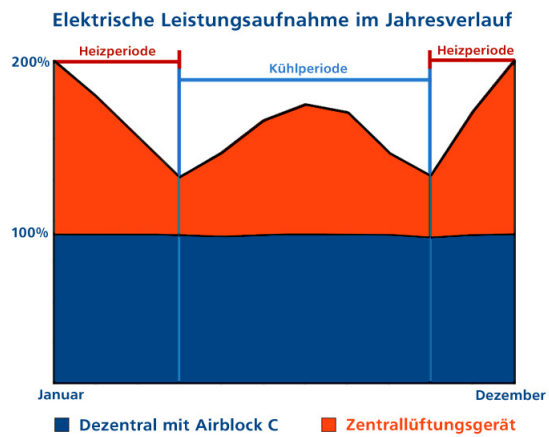


Diagram 1: Electric power consumption during the year

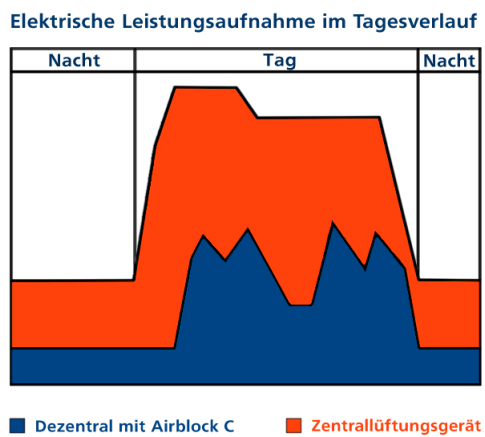


Diagram 2: Electric power consumption during the day



Photo 4: Dipl. Ing. *Hermann Ensink*, Authorised Officer of the Company and Director of Innovation and Technology, Kampmann GmbH, Lingen (Ems)